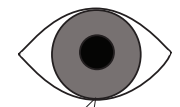
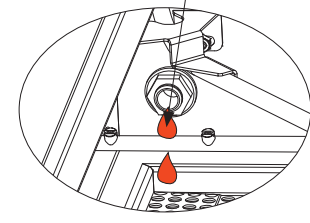
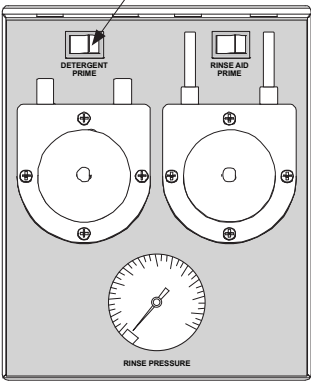


10

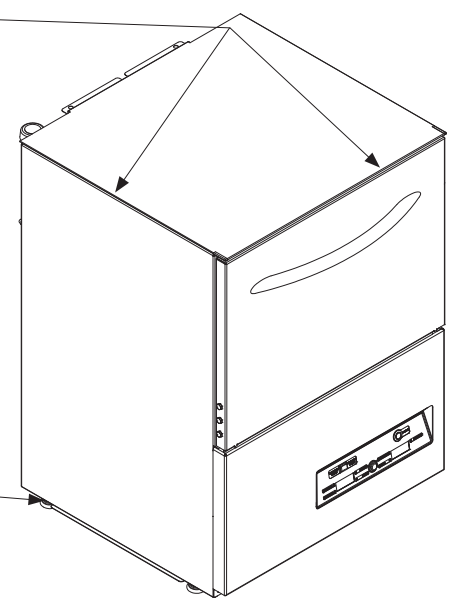
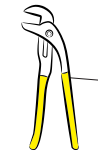
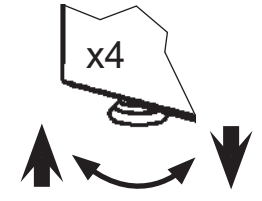


Detergent/Detergente/Détergent

Hold for three seconds. Time will display.  
Mantenga durante tres segundos.  
Aparecerá el tiempo.  
Maintenez la main pendant trois secondes.  
Le temps s'affichera.



13

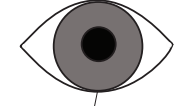
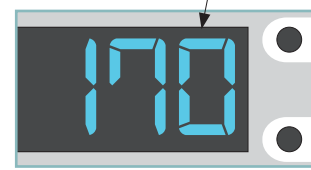
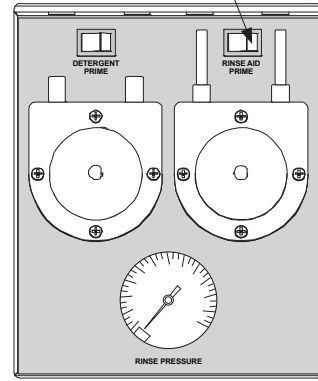


11

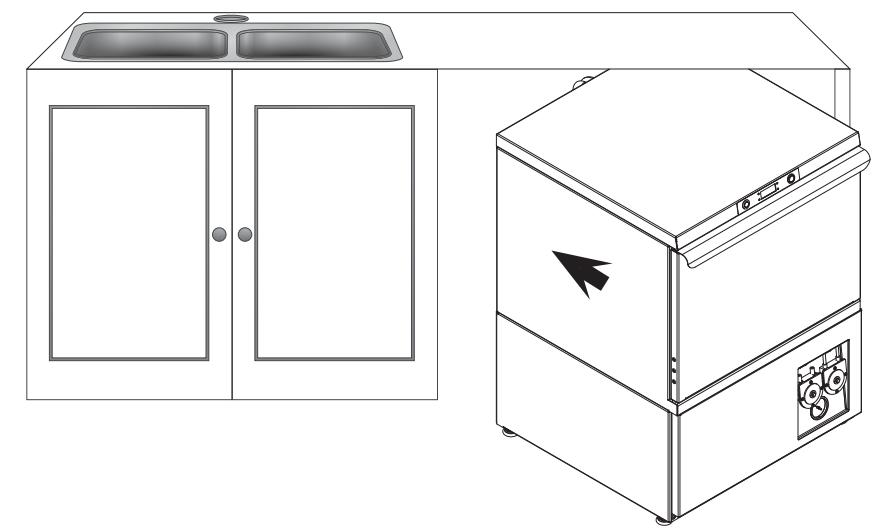


Rinse-aid/Enjuague Ayuda/Abrillantador

Hold for three seconds. Time will display.  
Mantenga durante tres segundos.  
Aparecerá el tiempo.  
Maintenez la main pendant trois secondes.  
Le temps s'affichera.



14

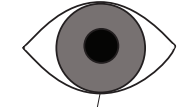
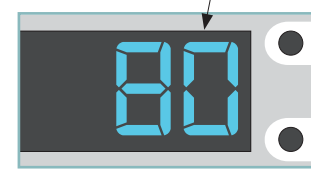
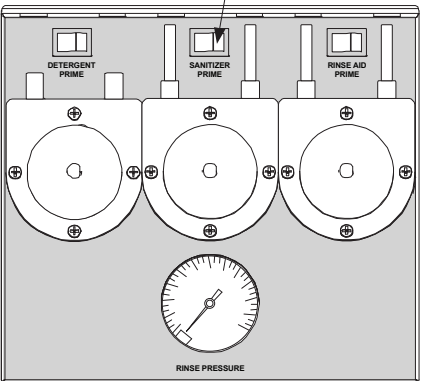


12



Sanitizer/Desinfectante/Désinfectant

Hold for three seconds. Time will display.  
Mantenga durante tres segundos.  
Aparecerá el tiempo.  
Maintenez la main pendant trois secondes.  
Le temps s'affichera.



For Technical Support, call the number below.

For the NXP-HTU/LTU Manual, scan the code below or go to our website.



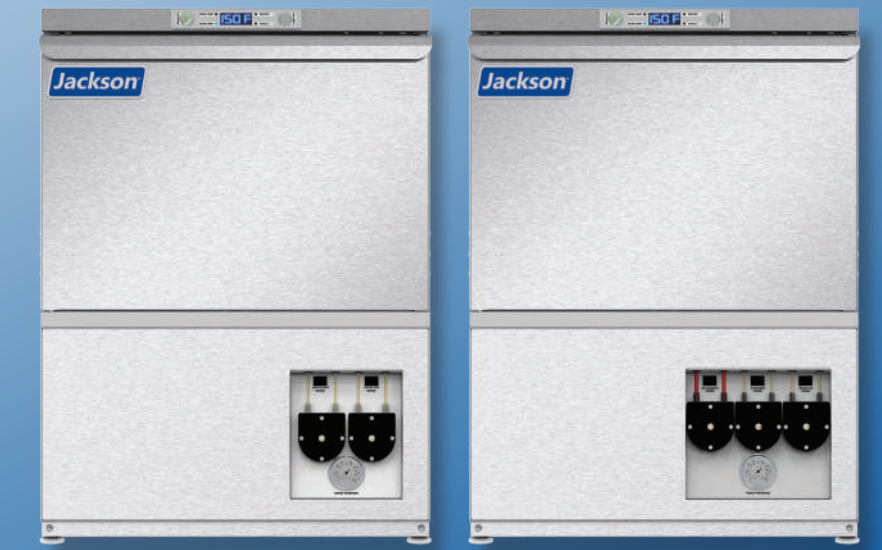
1.888.800.5672  
www.jacksonwvs.com



Warewashing Systems

INSTALLATION  
QUICK GUIDE

NXP-HTU/LTU



- = risk of electric shock  
riesgo de electrocución  
risque de décharge électrique
- = use eyes  
utiliza tus ojos  
utilisez vos yeux
- = on  
encendido  
allumé
- = caustic chemicals  
químicos cáusticos  
produits chimiques caustiques
- = reference data plate  
mire la placa de datos  
regarder la plaque signalétique
- = off  
apagado  
éteint
- = ground wire  
cable a tierra  
fil de terre
- = water  
agua  
eau
- = verify  
verificar  
vérifier
- = not supplied  
no se suministra  
non fourni
- = use fingers/hands  
utilizar los dedos/manos  
utilisez vos doigts/mains
- = listen  
escuchar  
écoute

